



Branfil
Primary School

Phonics Information

Reception and Year 1





Branfil

Primary School

Every word is made up of sounds e.g. cat, ship, light.

There are:

- 26 letters in the English alphabet
- 44 sounds in the English language
- 150 ways of recording these sounds

We teach children how to read by learning about the sounds and the ways to write them through our daily phonics lessons.

We started to use RWI Phonics at the start of this half term. At present, we are teaching the children the speed sound element of their phonics using the scheme alongside ORT book bag books. After Christmas, your child will also receive a RWI Phonics reading book that will have been used already in school.

<https://schools.ruthmiskin.com/resources/watch/362/>



Branfil Primary School

This is where we start.

Simple Speed Sounds

Consonant sounds - strivety

f	l	m	n	r	s	v	z	sh	th	ng	nk
---	---	---	---	---	---	---	---	----	----	----	----

Consonant sounds - bouxy

b	c	d	g	h	j	p	qu	t	w	x	y	ch
k												



Vowel sounds - douxy

a	e	i	o	u	ay	ee	igh	ow
---	---	---	---	---	----	----	-----	----

Vowel sounds - strivety

Vowel sounds - strivety

oo	oo	ar	or	air	ir	ou	oy
----	----	----	----	-----	----	----	----



This is where children progress to.

Complex Speed Sounds

Consonant sounds

f	l	m	n	r	s	v	z	sh	th	ng
ff	ll	mm	nn	rr	ss	ve	zz	ti		nk
ph	le	mb	kn	wr	se		s	ci		
					c		se			
					ce					

b	c	d	g	h	j	p	qu	t	w	x	y	ch
bb	k	dd	gg		g	pp		tt	wh			tch
	ck				ge							
	ch				dge							

Vowel sounds

a	e	i	o	u	ay	ee	igh	ow
	ea				ā-e	y	i-e	ō-e
					ai	ea	ie	oa
						e	i	o
							y	

oo	oo	ar	or	air	ir	ou	oy	ire	ear	ure
ū-e			oor	are	ur	ow	oi			
ue			ore		er					
ew			aw							
			au							



Branfil
Primary School

Terminology

Phoneme

Grapheme

Digraph / Split Digraph/Trigraph (Special friends)

Segment (Fred Talk)

Blend (Say the word)

Fred in your Head (sounding out in your head)

CVC

Fred Fingers

Nonsense Words (alien words)

Red Words

Green Words

Dots and Dashes



Set 1 Speed Sound Lesson

Set 1 Speed Sounds: these are sounds written with one letter:

m a s d t i n p g o c k u b f e l h r j v y w z x



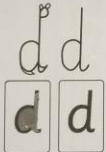

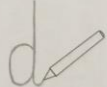



and sounds written with two letters (your child will call these 'special friends'):

sh th ch qu ng nk ck

Words containing these sounds, by sound-blending,

e.g. m-a-t *mat*, c-a-t *cat*, g-o-t *got*, f-i-sh *fish*,

s-p-o-t *spot*, b-e-s-t *best*, s-p-l-a-sh *splash*




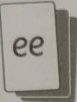
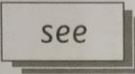
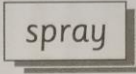




<p>d (bouncy – see p.35)</p>	<p>d-d-d-d</p>  <p>Tap your tongue gently behind your teeth.</p>	 <p>Use Picture Sound Cards:</p> <p>d-d-d-dog, d-d-d-dinosaur, d-d-d-doll, d-d-d-duck</p>	 <p>Draw the dinosaur on the board, then write d next to it.</p>	 <p>Spot the new sound in the pack.</p>	<p>Round his bottom, up his tall neck, down to his feet</p> 	<p>d</p> 	 <p>Select 3 sounds you have taught children so far.</p>	 <p>d-a-d dad d-i-d did d-o-ll doll d-i-g dig</p>
------------------------------	--	---	--	--	---	--	--	--



Set 2/3 Speed Sound Lesson

Now, he or she will learn to read:

- Set 2 Speed Sounds: **ay ee igh ow oo oo ar or air ir ou oy**
- Words containing these sounds
- Set 3 Speed Sounds: **ea oi a-e i-e o-e u-e aw are ur er ow ai oa ew ire ear ure**
- Words containing these sounds

ee	 ee – what can you see?  <i>Choose 3–4 words:</i> see, three, been, green, seen, keep, need, sleep, feel	 ee	 Spot the new sound in the pack.	 <i>Use Phonics Green Word Cards:</i> see, three, been, green, seen, sleep	 Words from previous Set 2 lessons and Word Times 1.6 and 1.7.	  Ask children to read a few nonsense words printed from online. (Search for Set 2 Nonsense Words in <i>Read Write Inc. Phonics Online.</i>)	 <i>Words to spell (choose 2–3):</i> see, three, been, green, seen, sleep	 Ask children to write two or three previously taught words.
----	---	--	--	---	--	--	--	--



Why do we practice and assess phonics by using nonsense words?

- These are words that are phonically decodable but are not actual words with associated meaning e.g brip, snorb.
- Pseudo words are included in the check specifically to assess whether your child can decode a word using phonics skills and not their memory.
- The pseudo words will be shown to your child with a picture of a monster. This not only makes the check a bit more fun, but provides the children with a context for the nonsense word which is independent from any existing vocabulary they may have. Crucially, it does not provide any clues, so your child just has to be able to decode it.



Phonics Screening Check

- The phonics screening check will be taken individually by all children in Year 1 in England the week beginning 10th June 2019 .
- There will be two sections in this 40-word check and it will assess phonics skills and knowledge learned through Foundation and Year 1.
- It is completed 1:1 with a teacher and takes approximately 10 minutes.
- The pass mark last year was 32/40 (80%).
- Children who do not meet the threshold take the Phonics Screening the following June when they are in Year 2.



Branfil
Primary School

For videos and other guidance:

<https://ruthmiskin.com/en/find-out-more/parents/>

<https://en-gb.facebook.com/miskin.education/>

www.phonicsplay.com

Thank you

Miss Pearce and Miss Quinn